LED PRODUCTION.FR
PASSION - QUALITÉ - INNOVATION

FICHE DE MONTAGE PLATINE LED

Etape 1

Collez sur un support Aluminium

Etape 2

Percez précisément aux endroits prévus



Etape 3

Vissez minutieusement



Etape 4

Schéma des vis (17 vis par platines)

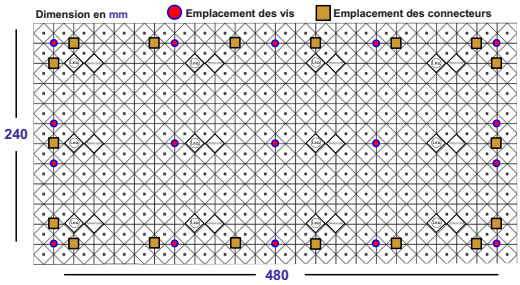

Etape 5

Connectez les câbles de jonction



Etape 6

Schéma des câbles de jonction

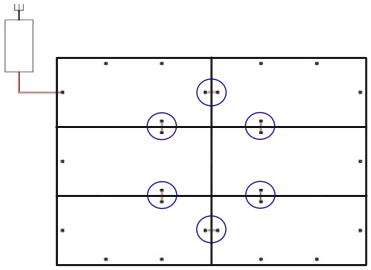

Etape 7

Connectez le câble d'alimentation 24v



Etape 8

Schéma de câblage Transfo / Platines

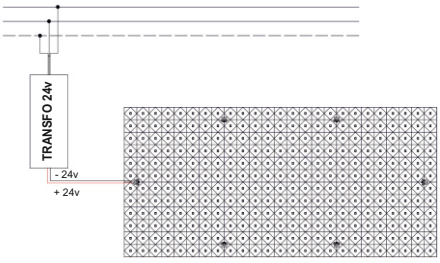

Etape 9

Vérification de l'ensemble du montage



Etape 10

Mise sous tension ☺

www.led-production.fr

04 93 62 81 29
366 ch de la Pighiera superieure
06440 L'ESCARENE

info@led-production.fr